

STATEMENT OF APPROPRIATIONS, ALLOTMENTS, OBLIGATIONS, DISBURSEMENTS AND BALANCES
As at the Quarter Ending March 31, 2024

Department : Department of Education (DepEd)
 Agency/Entity : Office of the Secretary
 Operating Unit : Division of Marinduque
 Organization Code (UACS) : 07 001 0017001
 Fund Cluster : 01 - Regular Agency Fund

(e.g. UACS Fund Cluster: 01-Regular Agency Fund, 02-Foreign Assisted Projects Fund, 03-Special Account-Locally Funded/Domestic Grants Fund, and 04-Special Account-Foreign Assisted/Foreign Grants Fund)

Particulars	UACS CODE	Appropriations				Allotments					Current Year Obligations				
		Authorized Appropriations	Adjustments (Transfer To/Prom, Modifications/Amendments)	Adjusted Appropriations	Allotments		Adjustments (Reductions, Modifications/Augmentations)	Transfer To	Transfer From	Adjusted Allotments	1st Quarter Ending March 31	2nd Quarter Ending June 30	3rd Quarter Ending September 30	4th Quarter Ending December 31	Total
					SARO	Unobligated									
1	2	3	4	5=(3+4)	6	7	8	9	10	11=(9+10)-8	12	13	14	15	16=(12+13+14+15)
Unobligated Allotment		0.00	0.00	0.00	0.00	23,070,223.57	0.00	(192,000.00)	17,316,569.00	48,104,799.57	6,227,992.00	0.00	0.00	0.00	6,227,992.00
I. Agency Specific Budget		0.00	0.00	0.00	0.00	23,070,223.57	0.00	(192,000.00)	17,316,569.00	48,104,799.57	6,227,992.00	0.00	0.00	0.00	6,227,992.00
General Administration and Support	10000000000000	0.00	0.00	0.00	0.00	6,068,110.11	0.00	0.00	15,219,020.00	21,287,130.11	1,021,683.16	0.00	0.00	0.00	1,021,683.16
General Management and Supervision	100000100001000	0.00	0.00	0.00	0.00	6,068,110.11	0.00	0.00	15,219,020.00	21,287,130.11	1,021,683.16	0.00	0.00	0.00	1,021,683.16
MOOE		0.00	0.00	0.00	0.00	6,068,110.11	0.00	0.00	15,219,020.00	21,287,130.11	1,021,683.16	0.00	0.00	0.00	1,021,683.16
Sub-Total, General Administration and Support		0.00	0.00	0.00	0.00	6,068,110.11	0.00	0.00	15,219,020.00	21,287,130.11	1,021,683.16	0.00	0.00	0.00	1,021,683.16
PS		0.00	0.00	0.00	0.00	0.00	0.00	0.00	0.00	0.00	0.00	0.00	0.00	0.00	0.00
MOOE		0.00	0.00	0.00	0.00	6,068,110.11	0.00	0.00	15,219,020.00	21,287,130.11	1,021,683.16	0.00	0.00	0.00	1,021,683.16
FinEx (if Applicable)		0.00	0.00	0.00	0.00	0.00	0.00	0.00	0.00	0.00	0.00	0.00	0.00	0.00	0.00
CO		0.00	0.00	0.00	0.00	0.00	0.00	0.00	0.00	0.00	0.00	0.00	0.00	0.00	0.00
Support to Operations	20000000000000	0.00	0.00	0.00	0.00	6,408,802.47	0.00	(192,000.00)	345,000.00	6,559,802.47	4,507,755.92	0.00	0.00	0.00	4,507,755.92
Physical fitness and school sports	200000100001000	0.00	0.00	0.00	0.00	2,999,330.00	0.00	(150,000.00)	300,000.00	3,139,330.00	2,750,000.00	0.00	0.00	0.00	2,750,000.00
MOOE		0.00	0.00	0.00	0.00	2,999,330.00	0.00	(150,000.00)	300,000.00	3,139,330.00	2,750,000.00	0.00	0.00	0.00	2,750,000.00
Learner Support Programs	200000100006000	0.00	0.00	0.00	0.00	30,043.97	0.00	0.00	40,000.00	70,043.97	0.00	0.00	0.00	0.00	
MOOE		0.00	0.00	0.00	0.00	30,043.97	0.00	0.00	40,000.00	70,043.97	0.00	0.00	0.00	0.00	
Building Partnerships and Linkages Program	200000100007000	0.00	0.00	0.00	0.00	39,355.00	0.00	0.00	0.00	39,355.00	35,250.00	0.00	0.00	0.00	35,250.00
MOOE		0.00	0.00	0.00	0.00	39,355.00	0.00	0.00	0.00	39,355.00	35,250.00	0.00	0.00	0.00	35,250.00
Child Protection Program	200000100009000	0.00	0.00	0.00	0.00	10,000.00	0.00	0.00	5,000.00	15,000.00	0.00	0.00	0.00	0.00	
MOOE		0.00	0.00	0.00	0.00	10,000.00	0.00	0.00	5,000.00	15,000.00	0.00	0.00	0.00	0.00	
Disaster Preparedness and Response Program	200000100010000	0.00	0.00	0.00	0.00	3,339,073.50	0.00	(42,000.00)	0.00	3,296,073.50	1,722,505.92	0.00	0.00	0.00	1,722,505.92
MOOE		0.00	0.00	0.00	0.00	3,339,073.50	0.00	(42,000.00)	0.00	3,296,073.50	1,722,505.92	0.00	0.00	0.00	1,722,505.92
Sub-Total, Support to Operations		0.00	0.00	0.00	0.00	6,408,802.47	0.00	(192,000.00)	345,000.00	6,559,802.47	4,507,755.92	0.00	0.00	0.00	4,507,755.92
PS		0.00	0.00	0.00	0.00	0.00	0.00	0.00	0.00	0.00	0.00	0.00	0.00	0.00	0.00
MOOE		0.00	0.00	0.00	0.00	6,408,802.47	0.00	(192,000.00)	345,000.00	6,559,802.47	4,507,755.92	0.00	0.00	0.00	4,507,755.92
FinEx (if Applicable)		0.00	0.00	0.00	0.00	0.00	0.00	0.00	0.00	0.00	0.00	0.00	0.00	0.00	0.00
CO		0.00	0.00	0.00	0.00	0.00	0.00	0.00	0.00	0.00	0.00	0.00	0.00	0.00	0.00
Operations	300000000000000	0.00	0.00	0.00	0.00	10,595,310.99	0.00	0.00	1,752,546.00	12,347,856.99	698,553.80	0.00	0.00	0.00	698,553.80
OO: Access of every Filipino to an enhanced basic education program enabling them to prepare for further education and the world of work achieved		0.00	0.00	0.00	0.00	10,595,310.99	0.00	0.00	1,752,546.00	12,347,856.99	698,553.80	0.00	0.00	0.00	698,553.80

	Current Year Appropriations
	Supplemental Appropriations
X	Continuing Appropriations

Current Year Disbursements					Balances				
1st Quarter Ending March 31	2nd Quarter Ending June 30	3rd Quarter Ending September 30	4th Quarter Ending December 31	Total	Unused Funds		Unpaid Obligations (16-21)=(24+25)		
17	18	19	20	21=(17+18+19+20)	Unreleased Appropriations 22=(5-14)	Unobligated Allotments 23=(11-15)	Due and Demandable 24	Not Yet Due and Demandable 25	
5,212,591.72	0.00	0.00	0.00	5,212,591.72	0.00	33,988,798.00	5,881.16	1,009,620.00	
5,212,591.72	0.00	0.00	0.00	5,212,591.72	0.00	33,988,798.00	5,881.16	1,009,620.00	
783,502.00	0.00	0.00	0.00	783,502.00	0.00	20,285,448.95	5,881.16	232,300.00	
783,502.00	0.00	0.00	0.00	783,502.00	0.00	20,285,448.95	5,881.16	232,300.00	
783,502.00	0.00	0.00	0.00	783,502.00	0.00	20,285,448.95	5,881.16	232,300.00	
783,502.00	0.00	0.00	0.00	783,502.00	0.00	20,285,448.95	5,881.16	232,300.00	
0.00	0.00	0.00	0.00	0.00	0.00	0.00	0.00	0.00	
783,502.00	0.00	0.00	0.00	783,502.00	0.00	20,285,448.95	5,881.16	232,300.00	
0.00	0.00	0.00	0.00	0.00	0.00	0.00	0.00	0.00	
0.00	0.00	0.00	0.00	0.00	0.00	0.00	0.00	0.00	
4,161,705.92	0.00	0.00	0.00	4,161,705.92	0.00	2,052,048.55	0.00	346,050.00	
2,750,000.00	0.00	0.00	0.00	2,750,000.00	0.00	388,330.00	0.00	0.00	
2,750,000.00	0.00	0.00	0.00	2,750,000.00	0.00	388,330.00	0.00	0.00	
0.00	0.00	0.00	0.00	0.00	0.00	70,043.97	0.00	0.00	
0.00	0.00	0.00	0.00	0.00	0.00	70,043.97	0.00	0.00	
0.00	0.00	0.00	0.00	0.00	0.00	4,105.00	0.00	35,250.00	
0.00	0.00	0.00	0.00	0.00	0.00	4,105.00	0.00	35,250.00	
0.00	0.00	0.00	0.00	0.00	0.00	15,000.00	0.00	0.00	
0.00	0.00	0.00	0.00	0.00	0.00	15,000.00	0.00	0.00	
1,411,705.92	0.00	0.00	0.00	1,411,705.92	0.00	573,567.58	0.00	310,800.00	
1,411,705.92	0.00	0.00	0.00	1,411,705.92	0.00	1,573,567.58	0.00	310,800.00	
4,161,705.92	0.00	0.00	0.00	4,161,705.92	0.00	2,052,048.55	0.00	346,050.00	
0.00	0.00	0.00	0.00	0.00	0.00	0.00	0.00	0.00	
4,161,705.92	0.00	0.00	0.00	4,161,705.92	0.00	2,052,048.55	0.00	346,050.00	
0.00	0.00	0.00	0.00	0.00	0.00	0.00	0.00	0.00	
0.00	0.00	0.00	0.00	0.00	0.00	0.00	0.00	0.00	
267,383.80	0.00	0.00	0.00	267,383.80	0.00	11,649,303.19	0.00	431,170.00	
267,383.80	0.00	0.00	0.00	267,383.80	0.00	11,649,303.19	0.00	431,170.00	

STATEMENT OF APPROPRIATIONS, ALLOTMENTS, OBLIGATIONS, DISBURSEMENTS AND BALANCES

As at the Quarter Ending March 31, 2024

Department : Department of Education (DepEd)
 Agency/Entity : Office of the Secretary
 Operating Unit : Division of Marinduque
 Organization Code (UACS) : 07 001 0017001
 Fund Cluster : 01 - Regular Agency Fund

(e.g. UACS Fund Cluster: 01-Regular Agency Fund, 02-Foreign Assisted Projects Fund, 03-Special Account-Locally Funded Domestic Grants Fund, and 04-Special Account-Foreign Assisted/Foreign Grants Fund)

Particulars	UACS CODE	Appropriations			Allotments						Current Year Obligations				
		Authorized Appropriations	Adjustments (Transfer To/From, Modifications/ Augmentations)	Adjusted Appropriations	Allotments		Adjustments (Reductions, Modifications/ Augmentations)	Transfer To	Transfer From	Adjusted Allotments	1st Quarter Ending March 31	2nd Quarter Ending June 30	3rd Quarter Ending September 30	4th Quarter Ending December 31	Total
					SARO	Unobligated									
1	2	3	4	5=(3+4)	6	7	8	9	10	11	12	13	14	15	16=(12+13+14+15)
EDUCATION POLICY DEVELOPMENT PROGRAM		0.00	0.00	0.00	0.00	4,880,913.64	0.00	0.00	56,650.00	4,937,563.64	264,345.00	0.00	0.00	0.00	264,345.00
National Assessment Systems for Basic Education	310100100001000	0.00	0.00	0.00	0.00	10,984.30	0.00	0.00	56,650.00	67,634.30	7,650.00	0.00	0.00	0.00	7,650.00
AOOE		0.00	0.00	0.00	0.00	10,984.30	0.00	0.00	56,650.00	67,634.30	7,650.00	0.00	0.00	0.00	7,650.00
Policy and Research Program	310100100002000	0.00	0.00	0.00	0.00	103,750.00	0.00	0.00	0.00	103,750.00	0.00	0.00	0.00	0.00	0.00
AOOE		0.00	0.00	0.00	0.00	103,750.00	0.00	0.00	0.00	103,750.00	0.00	0.00	0.00	0.00	0.00
Basic Education Curriculum	310100100003000	0.00	0.00	0.00	0.00	4,748,590.67	0.00	0.00	0.00	4,748,590.67	256,495.00	0.00	0.00	0.00	256,495.00
AOOE		0.00	0.00	0.00	0.00	4,748,590.67	0.00	0.00	0.00	4,748,590.67	256,495.00	0.00	0.00	0.00	256,495.00
Development and Promotion of Campus Journalism	310100100005000	0.00	0.00	0.00	0.00	3,788.17	0.00	0.00	0.00	3,788.17	0.00	0.00	0.00	0.00	0.00
AOOE		0.00	0.00	0.00	0.00	3,788.17	0.00	0.00	0.00	3,788.17	0.00	0.00	0.00	0.00	0.00
Early Language Literacy and Numeracy	310100100007000	0.00	0.00	0.00	0.00	13,802.50	0.00	0.00	0.00	13,802.50	0.00	0.00	0.00	0.00	0.00
AOOE		0.00	0.00	0.00	0.00	13,802.50	0.00	0.00	0.00	13,802.50	0.00	0.00	0.00	0.00	0.00
BASIC EDUCATION INPUTS PROGRAM		0.00	0.00	0.00	0.00	450,586.19	0.00	0.00	846,800.00	1,087,386.19	219,956.00	0.00	0.00	0.00	219,956.00
Learning Tools and Equipment	310200100003000	0.00	0.00	0.00	0.00	30,692.19	0.00	0.00	0.00	30,692.19	0.00	0.00	0.00	0.00	0.00
AOOE		0.00	0.00	0.00	0.00	30,692.19	0.00	0.00	0.00	30,692.19	0.00	0.00	0.00	0.00	0.00
Textbooks and other Instructional Materials	310200100004000	0.00	0.00	0.00	0.00	47,290.00	0.00	0.00	0.00	47,290.00	0.00	0.00	0.00	0.00	0.00
AOOE		0.00	0.00	0.00	0.00	47,290.00	0.00	0.00	0.00	47,290.00	0.00	0.00	0.00	0.00	0.00
Computerization Program	310200100005000	0.00	0.00	0.00	0.00	319,489.00	0.00	0.00	0.00	319,489.00	4,358.00	0.00	0.00	0.00	4,358.00
AOOE		0.00	0.00	0.00	0.00	11,389.00	0.00	0.00	0.00	11,389.00	4,358.00	0.00	0.00	0.00	4,358.00
SO		0.00	0.00	0.00	0.00	308,100.00	0.00	0.00	0.00	308,100.00	0.00	0.00	0.00	0.00	0.00
Basic Education Facilities	310200100006000	0.00	0.00	0.00	0.00	53,115.00	0.00	0.00	846,800.00	699,915.00	215,600.00	0.00	0.00	0.00	215,600.00
SO		0.00	0.00	0.00	0.00	53,115.00	0.00	0.00	846,800.00	699,915.00	215,600.00	0.00	0.00	0.00	215,600.00
INCLUSIVE EDUCATION PROGRAM		0.00	0.00	0.00	0.00	909,827.48	0.00	0.00	814,298.00	1,824,085.48	201,424.80	0.00	0.00	0.00	201,424.80
Integrative Education	310300100001000	0.00	0.00	0.00	0.00	1,641.00	0.00	0.00	0.00	1,641.00	0.00	0.00	0.00	0.00	0.00
AOOE		0.00	0.00	0.00	0.00	1,641.00	0.00	0.00	0.00	1,641.00	0.00	0.00	0.00	0.00	0.00
Flexible Learning Options (ADM/ALS/IE)	310300100002000	0.00	0.00	0.00	0.00	866,525.48	0.00	0.00	808,399.00	1,774,924.48	201,424.80	0.00	0.00	0.00	201,424.80
AOOE		0.00	0.00	0.00	0.00	866,525.48	0.00	0.00	808,399.00	1,774,924.48	201,424.80	0.00	0.00	0.00	201,424.80
Madrasah Education Program	310300100004000	0.00	0.00	0.00	0.00	2,845.00	0.00	0.00	0.00	2,845.00	0.00	0.00	0.00	0.00	0.00
AOOE		0.00	0.00	0.00	0.00	2,845.00	0.00	0.00	0.00	2,845.00	0.00	0.00	0.00	0.00	0.00
Special Needs Education Program	310300100005000	0.00	0.00	0.00	0.00	38,816.00	0.00	0.00	5,889.00	44,685.00	0.00	0.00	0.00	0.00	0.00
AOOE		0.00	0.00	0.00	0.00	38,816.00	0.00	0.00	5,889.00	44,685.00	0.00	0.00	0.00	0.00	0.00
SUPPORT TO SCHOOLS AND LEARNERS PROGRAM		0.00	0.00	0.00	0.00	3,020,504.00	0.00	0.00	122,000.00	3,142,504.00	0.00	0.00	0.00	0.00	0.00
School-Based Feeding Program (SBFP)	310400100001000	0.00	0.00	0.00	0.00	3,006,004.00	0.00	0.00	0.00	3,006,004.00	0.00	0.00	0.00	0.00	0.00

Current Year Appropriations
 Supplemental Appropriations
 Continuing Appropriations

X

1st Quarter Ending March 31	Current Year Disbursements				Total 21-(17+18+19+20)	Balances			
	2nd Quarter Ending June 30	3rd Quarter Ending September 30	4th Quarter Ending December 31	Unreleased Appropriations 22-(5-11)		Unused Funds Unobligated Allocations 23-(11-16)	Due and Demandable 34	Unpaid Obligations (16-21)-(24+25)	Not Yet Due and Demandable 25
	18	19	20						
0.00	0.00	0.00	0.00	0.00	0.00	4,873,218.64	0.00	794,345.00	
0.00	0.00	0.00	0.00	0.00	0.00	59,784.30	0.00	7,850.00	
0.00	0.00	0.00	0.00	0.00	0.00	59,784.30	0.00	7,850.00	
0.00	0.00	0.00	0.00	0.00	0.00	103,750.00	0.00	0.00	
0.00	0.00	0.00	0.00	0.00	0.00	103,750.00	0.00	0.00	
0.00	0.00	0.00	0.00	0.00	0.00	4,492,095.67	0.00	158,465.00	
0.00	0.00	0.00	0.00	0.00	0.00	4,492,095.67	0.00	158,465.00	
0.00	0.00	0.00	0.00	0.00	0.00	3,768.17	0.00	0.00	
0.00	0.00	0.00	0.00	0.00	0.00	3,768.17	0.00	0.00	
0.00	0.00	0.00	0.00	0.00	0.00	13,602.50	0.00	0.00	
0.00	0.00	0.00	0.00	0.00	0.00	13,602.50	0.00	0.00	
218,958.00	0.00	0.00	0.00	0.00	218,958.00	877,450.18	0.00	0.00	
0.00	0.00	0.00	0.00	0.00	0.00	30,692.19	0.00	0.00	
0.00	0.00	0.00	0.00	0.00	0.00	30,692.19	0.00	0.00	
0.00	0.00	0.00	0.00	0.00	0.00	47,290.00	0.00	0.00	
0.00	0.00	0.00	0.00	0.00	0.00	47,290.00	0.00	0.00	
4,358.00	0.00	0.00	0.00	0.00	4,358.00	315,133.00	0.00	0.00	
4,358.00	0.00	0.00	0.00	0.00	4,358.00	7,093.00	0.00	0.00	
0.00	0.00	0.00	0.00	0.00	0.00	308,100.00	0.00	0.00	
215,600.00	0.00	0.00	0.00	0.00	215,600.00	484,315.00	0.00	0.00	
215,600.00	0.00	0.00	0.00	0.00	215,600.00	484,315.00	0.00	0.00	
34,599.80	0.00	0.00	0.00	0.00	34,599.80	1,822,870.98	0.00	168,825.00	
0.00	0.00	0.00	0.00	0.00	0.00	1,641.00	0.00	0.00	
0.00	0.00	0.00	0.00	0.00	0.00	1,641.00	0.00	0.00	
34,599.80	0.00	0.00	0.00	0.00	34,599.80	1,573,469.68	0.00	168,825.00	
34,599.80	0.00	0.00	0.00	0.00	34,599.80	1,573,469.68	0.00	168,825.00	
0.00	0.00	0.00	0.00	0.00	0.00	2,845.00	0.00	0.00	
0.00	0.00	0.00	0.00	0.00	0.00	2,845.00	0.00	0.00	
0.00	0.00	0.00	0.00	0.00	0.00	44,695.00	0.00	0.00	
0.00	0.00	0.00	0.00	0.00	0.00	44,695.00	0.00	0.00	
0.00	0.00	0.00	0.00	0.00	0.00	3,142,504.00	0.00	0.00	
0.00	0.00	0.00	0.00	0.00	0.00	3,008,004.00	0.00	0.00	

STATEMENT OF APPROPRIATIONS, ALLOTMENTS, OBLIGATIONS, DISBURSEMENTS AND BALANCES

As at the Quarter Ending March 31, 2024

Department : Department of Education (DepEd)
 Agency/Entity : Office of the Secretary
 Operating Unit : Division of Marinduque
 Organization Code (UACS) : 07 001 0817001
 Fund Cluster : 01 - Regular Agency Fund

(e.g. UACS Fund Cluster: 01-Regular Agency Fund, 02-Foreign Assisted Projects Fund, 03-Special Account-Locally Funded/Domestic Grants Fund, and 04-Special Account-Foreign Assisted/Foreign Grants Fund)

Particulars	UACS CODE	Appropriations			Allotments						Current Year Obligations				Total
		Authorized Appropriations	Adjustments (Transfer To/From, Modifications/Augmentations)	Adjusted Appropriations	Allotments		Adjustments (Reductions, Modifications/Augmentations)	Transfer To	Transfer From	Adjusted Allotments	1st Quarter Ending March 31	2nd Quarter Ending June 30	3rd Quarter Ending September 30	4th Quarter Ending December 31	
					SARO	Unobligated									
1	2	3	4	5=(3+4)	6	7	8	9	10	11	12	13	14	15	16
MOOE		0.00	0.00	0.00	0.00	3,006,004.00	0.00	0.00	0.00	3,006,004.00	0.00	0.00	0.00	0.00	0.00
Operation of Schools - Elementary (Kinder to Grade 6)	310400100002000	0.00	0.00	0.00	0.00	0.00	0.00	0.00	122,000.00	122,000.00	0.00	0.00	0.00	0.00	0.00
MOOE		0.00	0.00	0.00	0.00	0.00	0.00	0.00	122,000.00	122,000.00	0.00	0.00	0.00	0.00	0.00
Implementation of the Grant of Cash Allowance, Hardship Pay, and Reclassification of Positions	310400100010000	0.00	0.00	0.00	0.00	14,500.00	0.00	0.00	0.00	14,500.00	0.00	0.00	0.00	0.00	0.00
MOOE		0.00	0.00	0.00	0.00	14,500.00	0.00	0.00	0.00	14,500.00	0.00	0.00	0.00	0.00	0.00
EDUCATION HUMAN RESOURCE DEVELOPMENT PROGRAM		0.00	0.00	0.00	0.00	1,333,479.68	0.00	0.00	12,828.00	1,346,307.68	12,828.00	0.00	0.00	0.00	12,828.00
Human resource development for personnel in schools and learning centers	310500100001000	0.00	0.00	0.00	0.00	1,333,479.68	0.00	0.00	12,828.00	1,346,307.68	12,828.00	0.00	0.00	0.00	12,828.00
MOOE		0.00	0.00	0.00	0.00	1,333,479.68	0.00	0.00	12,828.00	1,346,307.68	12,828.00	0.00	0.00	0.00	12,828.00
Sub-Total, Operations		0.00	0.00	0.00	0.00	10,595,310.89	0.00	0.00	1,752,546.00	12,347,856.89	698,553.00	0.00	0.00	0.00	698,553.00
PS		0.00	0.00	0.00	0.00	0.00	0.00	0.00	0.00	0.00	0.00	0.00	0.00	0.00	0.00
MOOE		0.00	0.00	0.00	0.00	10,294,095.69	0.00	0.00	1,105,746.00	11,399,841.99	482,953.00	0.00	0.00	0.00	482,953.00
FinEx (if Applicable)		0.00	0.00	0.00	0.00	0.00	0.00	0.00	0.00	0.00	0.00	0.00	0.00	0.00	0.00
CO		0.00	0.00	0.00	0.00	381,215.00	0.00	0.00	646,800.00	1,008,015.00	215,600.00	0.00	0.00	0.00	215,600.00
Sub-Total, I. Agency Specific Budget		0.00	0.00	0.00	0.00	23,070,223.57	0.00	(192,000.00)	17,318,586.00	40,194,789.57	6,227,892.88	0.00	0.00	0.00	6,227,892.88
PS		0.00	0.00	0.00	0.00	0.00	0.00	0.00	0.00	0.00	0.00	0.00	0.00	0.00	0.00
MOOE		0.00	0.00	0.00	0.00	22,709,008.57	0.00	(192,000.00)	18,669,786.00	39,188,774.57	6,012,392.88	0.00	0.00	0.00	6,012,392.88
FinEx (if Applicable)		0.00	0.00	0.00	0.00	0.00	0.00	0.00	0.00	0.00	0.00	0.00	0.00	0.00	0.00
CO		0.00	0.00	0.00	0.00	381,215.00	0.00	0.00	646,800.00	1,008,015.00	215,600.00	0.00	0.00	0.00	215,600.00
GRAND TOTAL		0.00	0.00	0.00	0.00	23,070,223.57	0.00	(192,000.00)	17,318,586.00	40,194,789.57	6,227,892.88	0.00	0.00	0.00	6,227,892.88
PS		0.00	0.00	0.00	0.00	0.00	0.00	0.00	0.00	0.00	0.00	0.00	0.00	0.00	0.00
MOOE		0.00	0.00	0.00	0.00	22,709,008.57	0.00	(192,000.00)	18,669,786.00	39,188,774.57	6,012,392.88	0.00	0.00	0.00	6,012,392.88
FinEx (if Applicable)		0.00	0.00	0.00	0.00	0.00	0.00	0.00	0.00	0.00	0.00	0.00	0.00	0.00	0.00
CO		0.00	0.00	0.00	0.00	381,215.00	0.00	0.00	646,800.00	1,008,015.00	215,600.00	0.00	0.00	0.00	215,600.00
Recapitulation by OO:															
Unobligated Allotment		0.00	10,595,310.99	10,595,310.99	0.00	10,595,310.99	10,595,310.99	0.00	1,752,546.00	22,843,167.98	698,553.00	0.00	0.00	0.00	698,553.00
Agency Specific Budget		0.00	10,595,310.99	10,595,310.99	0.00	10,595,310.99	10,595,310.99	0.00	1,752,546.00	22,843,167.98	698,553.00	0.00	0.00	0.00	698,553.00
EDUCATION POLICY DEVELOPMENT PROGRAM		0.00	4,880,913.64	4,880,913.64	0.00	4,880,913.64	4,880,913.64	0.00	58,650.00	9,618,477.28	284,345.00	0.00	0.00	0.00	284,345.00
BASIC EDUCATION INPUTS PROGRAM		0.00	450,588.19	450,588.19	0.00	450,588.19	450,588.19	0.00	646,800.00	1,547,972.38	219,958.00	0.00	0.00	0.00	219,958.00
INCLUSIVE EDUCATION PROGRAM		0.00	909,827.48	909,827.48	0.00	909,827.48	909,827.48	0.00	914,288.00	2,733,922.98	201,424.00	0.00	0.00	0.00	201,424.00

Current Year Appropriations
 Supplemental Appropriations
 Continuing Appropriations

K

Current Year Disbursements						Balances				
1st Quarter Ending March 31	2nd Quarter Ending June 30	3rd Quarter Ending September 30	4th Quarter Ending December 31	Total	Unreleased Appropriations 22=(5-11)	Unobligated Allotments 23=(11-10)	Due and Demandable 24	Unpaid Obligations (19-21)-(24+25)	Not Yet Due and Demandable 25	
17	18	19	20	21=(17+18+19+20)						
0.00	0.00	0.00	0.00	0.00	0.00	3,005,004.00	0.00	0.00	0.00	
0.00	0.00	0.00	0.00	0.00	0.00	122,000.00	0.00	0.00	0.00	
0.00	0.00	0.00	0.00	0.00	0.00	122,000.00	0.00	0.00	0.00	
0.00	0.00	0.00	0.00	0.00	0.00	14,500.00	0.00	0.00	0.00	
0.00	0.00	0.00	0.00	0.00	0.00	14,500.00	0.00	0.00	0.00	
12,826.00	0.00	0.00	0.00	12,826.00	0.00	1,333,479.68	0.00	0.00	0.00	
12,826.00	0.00	0.00	0.00	12,826.00	0.00	1,333,479.68	0.00	0.00	0.00	
12,826.00	0.00	0.00	0.00	12,826.00	0.00	1,333,479.68	0.00	0.00	0.00	
267,363.80	0.00	0.00	0.00	267,363.80	0.00	11,648,303.19	0.00	431,170.00	0.00	
0.00	0.00	0.00	0.00	0.00	0.00	0.00	0.00	0.00	0.00	
51,703.00	0.00	0.00	0.00	51,703.00	0.00	10,659,568.18	0.00	431,170.00	0.00	
0.00	0.00	0.00	0.00	0.00	0.00	0.00	0.00	0.00	0.00	
215,600.00	0.00	0.00	0.00	215,600.00	0.00	782,415.00	0.00	0.00	0.00	
5,212,591.72	0.00	0.00	0.00	5,212,591.72	0.00	33,568,798.69	0.00	1,009,520.00	0.00	
0.00	0.00	0.00	0.00	0.00	0.00	0.00	0.00	0.00	0.00	
4,996,991.72	0.00	0.00	0.00	4,996,991.72	0.00	33,174,381.69	5,881.16	1,009,520.00	0.00	
0.00	0.00	0.00	0.00	0.00	0.00	0.00	0.00	0.00	0.00	
215,600.00	0.00	0.00	0.00	215,600.00	0.00	782,415.00	0.00	0.00	0.00	
5,212,591.72	0.00	0.00	0.00	5,212,591.72	0.00	33,568,798.69	0.00	1,009,520.00	0.00	
0.00	0.00	0.00	0.00	0.00	0.00	0.00	0.00	0.00	0.00	
4,996,991.72	0.00	0.00	0.00	4,996,991.72	0.00	33,174,381.69	5,881.16	1,009,520.00	0.00	
0.00	0.00	0.00	0.00	0.00	0.00	0.00	0.00	0.00	0.00	
215,600.00	0.00	0.00	0.00	215,600.00	0.00	782,415.00	0.00	0.00	0.00	
267,363.80	0.00	0.00	0.00	267,363.80	0.00	22,244,614.18	0.00	431,170.00	0.00	
267,363.80	0.00	0.00	0.00	267,363.80	0.00	22,244,614.18	0.00	431,170.00	0.00	
0.00	0.00	0.00	0.00	0.00	0.00	9,554,132.28	0.00	284,345.00	0.00	
219,968.00	0.00	0.00	0.00	219,968.00	0.00	1,328,016.38	0.00	0.00	0.00	
34,599.80	0.00	0.00	0.00	34,599.80	0.00	2,552,493.16	0.00	166,825.00	0.00	

STATEMENT OF APPROPRIATIONS, ALLOTMENTS, OBLIGATIONS, DISBURSEMENTS AND BALANCES
As at the Quarter Ending March 31, 2024


Department : Department of Education (DepEd)
 Agency/Entity : Office of the Secretary
 Operating Unit : Division of Marikina
 Organization Code (UACB) : 07 001 0817001
 Fund Cluster : 01 - Regular Agency Fund

(e.g. UACS Fund Cluster: 01-Regular Agency Fund, 02-Foreign Assisted Projects Fund, 03-Special Account-Locally Funded/Domestic Grants Fund, and 04-Special Account-Foreign Assisted/Foreign Grants Fund)


Particulars	UACS CODE	Appropriations			Allotments						Current Year Obligations				Total
		Authorized Appropriations	Adjustments (Transfer To/From, Modifications/Augmentations)	Adjusted Appropriations	Allotments		Adjustments (Reductions, Modifications/Augmentations)	Transfer To	Transfer From	Adjusted Allotments	1st Quarter Ending March 31	2nd Quarter Ending June 30	3rd Quarter Ending September 30	4th Quarter Ending December 31	
					SARO	Unobligated									
1	2	3	4	5=(3+4)	6	7	8	9	10	11=(8+9+10-6+16)	12	13	14	15	16=(12+13+14+15)
SUPPORT TO SCHOOLS AND LEARNERS PROGRAM		0.00	3,020,504.00	3,020,504.00	0.00	3,020,504.00	3,020,504.00	0.00	122,000.00	0,163,008.00	0.00	0.00	0.00	0.00	0.00
EDUCATION HUMAN RESOURCE DEVELOPMENT PROGRAM		0.00	1,333,479.68	1,333,479.68	0.00	1,333,479.68	1,333,479.68	0.00	12,828.00	2,678,787.36	12,828.00	0.00	0.00	0.00	12,828.00

This report was generated using the Unified Reporting System on April 29, 2024 2:05 PM; Status : SUBMITTED

Certified Correct:


ARLENE M. PARASIGIAN
 Administrative Officer V
 Date: April 29, 2024 11:28 AM

Certified Correct:


JOHN DEXTER P. PASTRANA
 Accountant III
 Date: April 29, 2024 11:28 AM

Recommending Approval By:



MABE F. MUNA, PHD
 Assistant Schools Division Superintendent
 Date:

	Current Year Appropriations
	Supplemental Appropriations
X	Continuing Appropriations

Current Year Disbursements					Balances				
1st Quarter Ending March 31	2nd Quarter Ending June 30	3rd Quarter Ending September 30	4th Quarter Ending December 31	Total	Unused Funds		Unpaid Obligations (16-21)=(24+25)		
17	18	19	20	21=(17+18+19+20)	Unreleased Appropriations 22=(8-11)	Unobligated Allotments 23=(11-16)	Due and Demandable 24	Not Yet Due and Demandable 25	
0.00	0.00	0.00	0.00	0.00	0.00	6,163,008.00	0.00	0.00	0.00
12,628.00	0.00	0.00	0.00	12,628.00	0.00	2,606,959.38	0.00	0.00	0.00

Page 4 of 4

Approved By:



LYNN G. MENDOZA/EDD

Schools Division Superintendent

Date: April 29, 2024 11:42 AM